


*theultimate*<sup>®</sup>  
collection



---

Bespoke High Security PVC-u Entrance Doors

---

# Introduction

Ultimate Bespoke PVC-u Doors are a range of 25 versatile PVC-u door styles, thoughtfully designed to emulate the aesthetic character of timber doors but with the added security benefits and low maintenance qualities that modern day living demands.

In addition to smooth white finish, you can choose from a range of natural look woodgrain and coloured foil exterior finishes or alternatively Ultimate Bespoke Doors can be spray painted to any RAL colour of your choice.

## 4 simple steps to create your very own entrance...

1

Choose a style from the 25 versatile designs

2

Choose a door colour from our range of standard finish options or select the RAL colour of your choice for spray painting

3

Choose your combination of glass/panel designs

4

Choose from our range of fully suited door furniture to complete your individual door design

## contents

The Lavenham	Pg 3
The Ixworth	Pg 5
The Ixworth 2	Pg 6
The Sudbury	Pg 6
The Assington	Pg 7
The Newton	Pg 8
The Brett	Pg 9
Door Furniture	Pg 10
Door Security	Pg 13
Timber look features	Pg 14
Colour Options	Pg 15
Glazing Options	Pg 17
Style Selector	Pg 19



The Ixworth - see page 5



# The Lavenham

Often, it's important to maintain a particular style when replacing an entrance door, something that will blend sympathetically but also enhance your property.

Many of the door styles that we have traditionally seen in timber can now be replicated in woodgrain effect PVC-u.

The Lavenham style, like many others across the range is a great example of how using different combinations of glass and panelling will result in a completely different look each time, whilst keeping to the base Lavenham layout.

Rich, elegant period door colours give a traditional design yet more authenticity and to complete the grand finish choose from a range of exquisite door furniture.











The Ixworth door style follows a design that is reminiscent of many timber doors seen on 1930's properties throughout the UK.

Ultimate Bespoke PVC-u Doors can offer an exterior woodgrain or coloured foil finish so they look and feel like wood but without the same level of maintenance required.

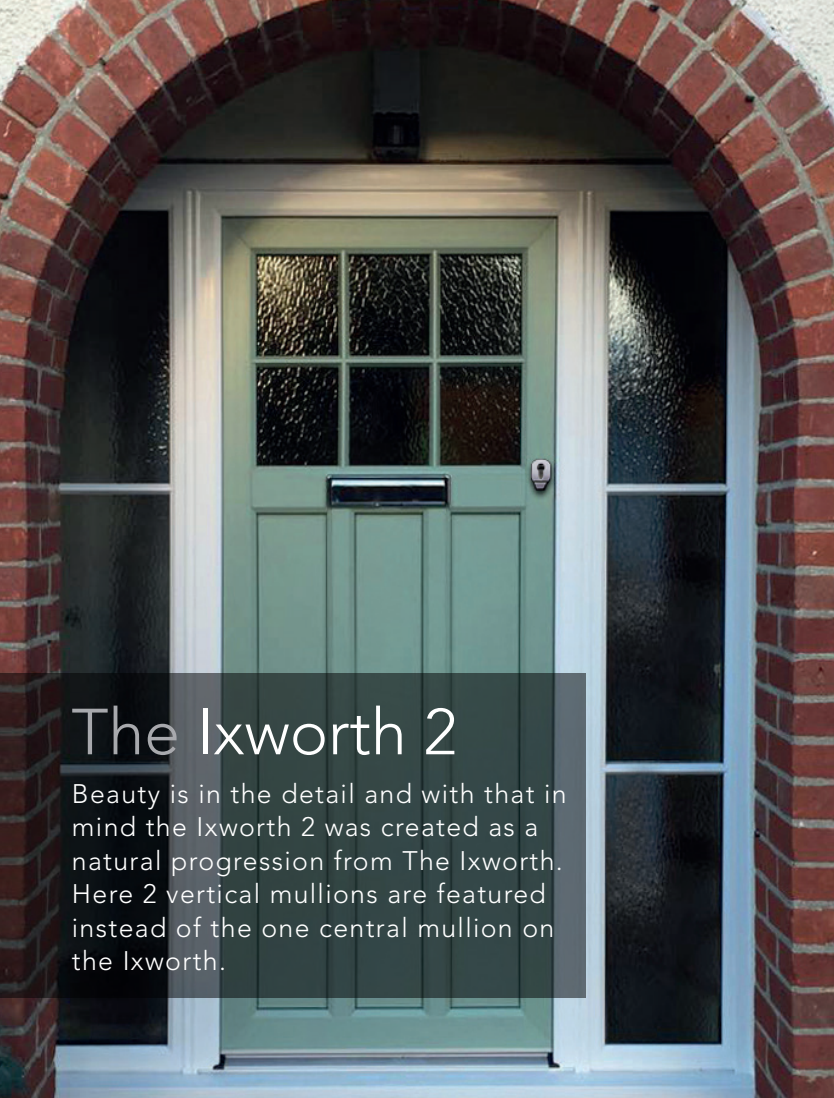
Choosing a fresh white internal finish provides a neutral backdrop to your interior decor.

Antique Black ironmongery completes the timber look, perfect for period style properties.



The Ixworth





## The Ixworth 2

Beauty is in the detail and with that in mind the Ixworth 2 was created as a natural progression from The Ixworth. Here 2 vertical mullions are featured instead of the one central mullion on the Ixworth.



The Sudbury door follows a more classic layout and as such is one of the more versatile options in terms of its suitability for a wide spectrum of property styles.

Stick to a simple look using clear glass or add a splash of colour and creativity choosing from a vast range of available decorative glass options.



## The Sudbury





# The Assington

Make a bold statement with the Assington style door, the striking panel layout with central glass results in a strong and balanced design.



Choose from natural woodgrain options or add a bold colour to really make a statement.



The detailing around the frame combined with a realistic woodgrain texture provides a finish that looks and feels just like timber.





# The Newton

Another popular choice from the complete range of 25 styles is The Newton.

Retaining classic features on your property may be important. This elegant style, with its exaggerated proportions is often used in conjunction with a vertical glass design to create a really strong identity.



Customer supplied own bespoke glass units (similar designs available).



The large glass surface area on The Newton door enables light to flood in, the perfect solution to an otherwise dark hall way.



Customer supplied own bespoke glass units (similar designs available).



# The Brett

Although many designs in the range are suited to period properties, The Ultimate Bespoke PVC-u Door Collection also includes a series of contemporary styles, none more contemporary than the Brett.


With either clear or etched glass the Brett style immediately offers a clean, modern look, particularly when used with one of the more contemporary frame colours such as Grey or Black.






# Door furniture options

## Standard Handle Finish Options



## Letter Box Options





# Door furniture options

## Bull Ring Knockers

Our specialist range of Bull Ring Knockers will provide the finishing touches and all important kerb appeal. This functional yet aesthetically pleasing knocker is available in the following finishes.



Black



Graphite



Gold



Chrome



Bronze



Pewter



Antique  
Black



Rose



Forged  
Black



Victorian and Slim Victorian  
Urn Knockers  
(finishes to match standard door  
handles except Pewter and Rose)



Spire Knocker  
(Pewter finish only)

## Grade 316 Austenitic Stainless Steel

For areas of the country that are particularly susceptible to increased corrosion such as coastal areas, you have the option of our Grade 316 Austenitic Stainless Steel suite of door furniture. The suite comprises of a handle, door knocker and letter box as featured right.



## Offset Pull Bar Handle

Contemporary door styles can be enhanced further with the addition of Grade 316 Austenitic Stainless Steel offset pull bar handles.

You have a choice of 3 bar lengths, 1800mm, 800mm and 400mm.



# Door furniture options

## Period Door Furniture

For period style doors, the below ornate furniture is available.



Monkey Tail Inline Lever/Lever  
Available in Forged Black (pictured)  
and Hardex Pewter



Regal Handle  
Available in Forged Black (pictured)  
and Hardex Pewter



Noble Inline Lever/Lever handle  
Available in Forged Black (pictured)  
and Hardex Pewter




Escutcheon Finger Pull  
(finishes to match standard door  
handles except Satin and Pewter)

Decorative Door Knobs available in  
the following finishes.

- White
- Black
- Graphite
- Gold
- Chrome
- Satin
- Bronze
- Pewter (shown)
- Antique Black



Architectural Letterplate  
Available in Hardex Gold, Hardex Chrome,  
Hardex Graphite, Hardex Bronze, Hardex Pewter  
(pictured), Antique Black and Forged Black.



Heritage Letterplate  
Available in Hardex Gold, Hardex Chrome,  
Hardex Graphite and Antique Black (pictured)



# Door Security

For your security, Ultimate Bespoke Doors are fitted with a robust **12/14 point multi-lock**.

## Ultimate 12/14 Point Lock

2 x top and bottom shoot bolts

3 x outer/inner facing hook locks

2 x dead locks

1 x centre locking latch

4/6 x roller cams  
(dependent on door height)

Plus 2 x Optional  
Anti-jemmy Hinge Bolts



Shoot Bolts



Hook & Dead Locks



Compression  
Rollers Cams



Anti-jemmy Hinge  
Bolts (Optional)



Standard Hinge  
(other finishes available)



Optional Pencil Hinge  
(Heritage Doors Only)

To prevent cylinder manipulation, Ultimate doors are fitted with a 3 star high security Yale cylinder, and for convenience all doors are supplied with 5 keys as standard.



*theultimate*<sup>®</sup>  
collection

Partnership secured with 



## Townhouse Lock Option

As an alternative to the standard locking system, you may wish to consider our townhouse lock option.

The townhouse lock is completed with a traditional escutcheon finger pull.

This option also includes the high security cylinder as detailed above.



Escutcheon Finger Pull  
(finishes to match standard handles  
except Satin and Pewter)



## Optional Deep Timber Look Midrail

Ultimate Bespoke Doors are engineered with a slimline midrail as standard in order to achieve equal sight lines and proportions across the range of styles.

However, a number of styles in the collection have been designed to closely emulate traditional timber doors and are therefore best suited to include a deeper Midrail option.

Ultimate Bespoke doors give you the additional options of the 3 section 175mm Midrail or 1 section Deep Timber Look 195mm Midrail\*.



Standard  
Midrail Depth



175mm  
Midrail



195mm  
Midrail



## Optional Deep Timber Look Cill

The timber style features can be carried right through to the cill.


Ultimate Bespoke Doors offer you the option of a timber look PVC-u cill, deeper in proportions to standard PVC-u cills in order to complete the timber look.



## Genus Timber-look Joints

For the authentic timber look, Ultimate bespoke doors offer you the option of Genus timber-look joints.

An alternative to 45° welded joints, these are designed to emulate the traditional butt joints seen on timber doors.



\*Midrail options may be determined by frame and colour choice.



# Choose a profile type and finish from our extensive range...

You can choose from fully bevelled or fully ovolo shaped profile, or if you prefer you can choose our Heritage option that combines an ovolo frame with a bevelled door.

Your choice will influence the finishes available within each option.



FULLY BEVELLED



FULLY OVOLO



HERITAGE STYLE

**FULLY BEVELLED**  
(Bevelled Frame and Door)

Smooth White / Smooth White	White W/Grain / White W/Grain	Rosewood / Rosewood	Rosewood / Smooth White	Cherrywood / Cherrywood	Cherrywood / Smooth White	Irish Oak / Irish Oak	Irish Oak / Smooth White
Ice Cream W/Grain / Ice Cream W/Grain	Ice Cream W/Grain / Smooth White	Dark Grey 7016 W/Grain / Dark Grey 7016 W/Grain	Dark Grey 7016 W/Grain / Smooth White	Dark Grey 7016 W/Grain / White W/Grain	Light Grey 7015 W/Grain / Smooth White	Smooth Dark Grey 7016 / Smooth Dark Grey 7016	Smooth Dark Grey 7016 / Smooth White
Silver Grey 7001 W/Grain / Smooth White	Black W/Grain / Black W/Grain	Black W/Grain / Smooth White	Agate Grey W/Grain / Agate Grey W/Grain	Agate Grey W/Grain / Smooth White	French Grey W/Grain / Smooth White	Chartwell Green W/Grain / Smooth White	Chartwell Green W/Grain / Smooth White

**FULLY OVOLO**  
(Ovolo Frame and Door)

Smooth White / Smooth White	White W/Grain / White W/Grain	Rosewood / Rosewood	Rosewood / Smooth White	Cherrywood / Cherrywood	Cherrywood / Smooth White	Irish Oak / Irish Oak	Irish Oak / Smooth White
Ice Cream W/Grain / Ice Cream W/Grain	Ice Cream W/Grain / Smooth White	Dark Grey 7016 W/Grain / Dark Grey 7016 W/Grain	Dark Grey 7016 W/Grain / Smooth White	Light Grey 7015 W/Grain / Smooth White	Silver Grey 7001 W/Grain / Smooth White	Black W/Grain / Black W/Grain	Black W/Grain / Smooth White
Agate Grey W/Grain / Agate Grey W/Grain	Agate Grey W/Grain / Smooth White	French Grey W/Grain / Smooth White	Chartwell Green W/Grain / Smooth White	Chartwell Green W/Grain / Smooth White			

**HERITAGE STYLE**  
(Ovolo Frame with Bevelled Door)

Smooth White / Smooth White	White W/Grain / White W/Grain	Rosewood / Rosewood	Rosewood / Smooth White	Rosewood / White W/Grain	Cherrywood / Cherrywood	Cherrywood / Smooth White	Irish Oak / Irish Oak
Irish Oak / Smooth White	Ice Cream W/Grain / Ice Cream W/Grain	Ice Cream W/Grain / Smooth White	Ice Cream W/Grain / White W/Grain	Dark Grey 7016 W/Grain / Dark Grey 7016 W/Grain	Dark Grey 7016 W/Grain / Smooth White	Dark Grey 7016 W/Grain / White W/Grain	Light Grey 7015 W/Grain / Smooth White
Silver Grey 7001 W/Grain / Smooth White	Black W/Grain / Black W/Grain	Black W/Grain / Smooth White	Black W/Grain / White W/Grain	Agate Grey W/Grain / Agate Grey W/Grain	Agate Grey W/Grain / Smooth White	Agate Grey W/Grain / White W/Grain	French Grey W/Grain / Smooth White
French Grey W/Grain / White W/Grain	Ivory Cream W/Grain / White W/Grain	Balmoral W/Grain / White W/Grain	Chartwell Green W/Grain / Smooth White				

Due to possible variations in the printing process, please refer to physical colour swatches for an accurate representation of these finish options. Rosewood, Cherrywood, Irish Oak and Black W/Grain both sides are on a Dark Brown Base. Dark Grey 7016 W/Grain both sides and Smooth Dark Grey 7016 both sides are on a Grey Base. All other finishes are on a White Base.




# ...or select any colour of your choice

If you would like a colour that is not within our range of woodgrain foils, we can arrange to have your door spray painted in the colour of your choice. Once you have selected your desired colour from the vast palette available, the specialist coating will be applied to the woodgrain foil.

You can choose to have the colour applied to both the inside and outside faces of the door or outside only leaving a fresh white internal finish.



Specialist coatings combined with proven application methods, provide a finish that is tough, durable and protected against all weather conditions.



Your Style...  
Your Colour...  
Your Door





## Glazing

Often entrance door design is dictated by the need for extra light, or the desire to retain the original period design.

Our door range not only gives you a terrific choice of colours and designs but the flexibility of our glazing options allow you to either 'go create' a new look or stay classic and authentic.

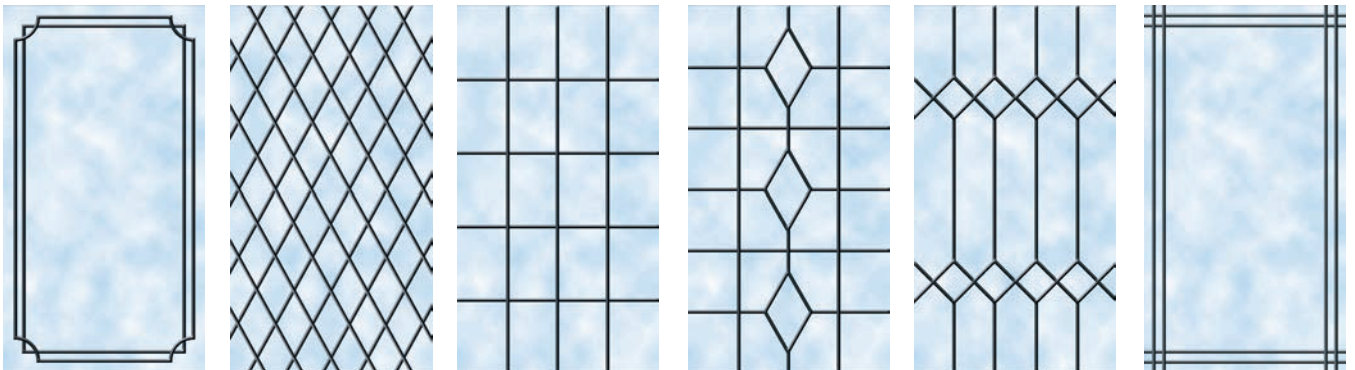
The options are simply vast and include plain glass, obscured, coloured, etched glass, leaded and bevelled designs. All of these include a multitude of variations so you are sure to find something to suit the style of your door and property.



SD3G bevelled glass and lead combination



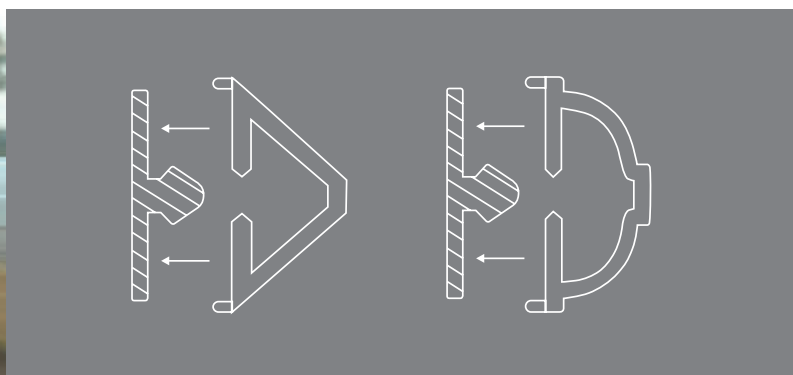
SD14G elegant clean lines achieved with an etched glass design



Lead patterns can really help to accentuate period features.

## Ali-lock Authentic External Georgian Bar

Our authentic Ali-lock Georgian Bar design will instantly create the period look. Because the bars are fixed to full length aluminium backing strips, there is no risk of the bars warping or bending.





# Decorative Glazing


Coloured and bevelled glass designs can offer a traditional appearance, whilst more simplistic etched glass designs give a contemporary look.

The dimensions of these glass patterns can be adapted to suit the style of your chosen door with half, dual, and full height glazed panels.

You may wish to personalise your home further by having your house number etched or bevelled within the design.




Full Height  
Glazed Panels



Half Glazed  
Panels



Dual/Quarter  
Glazed Panels




Etched house number



SD1G



SD2G



SD3G



SD4G



SD5G



SD6G



SD7G



SD8G



SD9G



SD10G



SD11G



SD12G



SD13G  
Fully Etched



SD14G  
Etched with  
clear border\*



SD15G



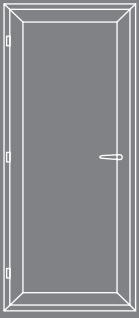
SD16G

The above designs are for guidance only, please speak to your consultant for advice on the full range of options.

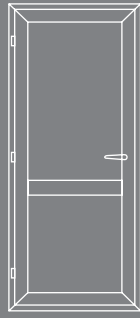
The above designs are for 28mm double glazed units with any bevels attached to clear glass combined with a backing glass of choice.

\*SD14G Etched background with 15mm wide clear border positioned 25mm from visible edge of glass.

# Style Selector




Yeldham




Cornard




Melford



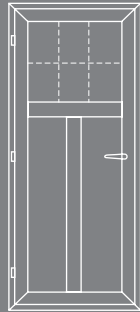
Sudbury




Newton



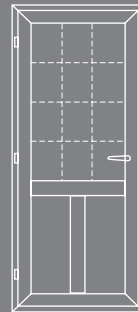
Kersey



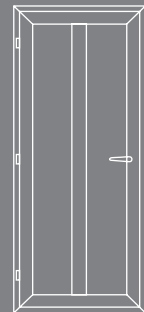
Ixworth



Ixworth 2



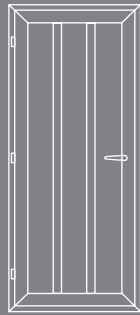
Boxford



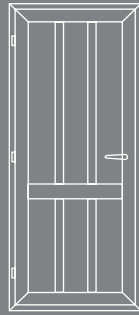
Belchamp




Pebmarsh




Hedingham



Gosfield




Assington




Depden



Lavenham



Hartest



Cavendish



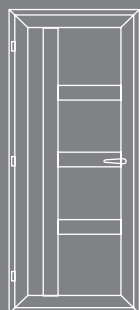
Bures




Nayland




Colne




Brett



Polstead



Hadleigh



Stour





---

Bespoke High Security PVC-u Entrance Doors

---



[www.theultimatecollection.uk](http://www.theultimatecollection.uk)

In keeping with market trends and improvements we reserve the right to change specifications accordingly and without notice. Hardware, furniture and glass options may vary from those shown on images used at the time of print. Ultimate Collection products are installed by a select network of Approved Installers. All enclosed photography is subject to third party copyright and must not be used outside of this brochure. Published by John Fredericks Plastics, manufacturer of The Ultimate Collection February 2024.